



# Key Value Databases Relationship Index

Relationship scores for key value databases are shown below. The chart highlights some of the factors which contribute to a product's overall Relationship score. Ease of doing business with, quality of support, and likelihood to recommend data is shown in the table below.

|  | ● Ease of Business | ● Likely to Recommend | ● Quality of Support | ● Other Factors | Score |
|--|--------------------|-----------------------|----------------------|-----------------|-------|
|  <b>Aerospike</b>           |                    |                       |                      |                 | 8.47  |
|  <b>ArangoDB</b>            |                    |                       |                      |                 | 7.97  |
|  <b>Redis</b>               |                    |                       |                      |                 | 7.90  |
|  <b>Amazon ElastiCache</b>  |                    |                       |                      |                 | 7.89  |
|  <b>Amazon DynamoDB</b>     |                    |                       |                      |                 | 7.85  |
|  <b>Couchbase Server</b>   |                    |                       |                      |                 | 7.83  |
|  <b>Hbase</b>             |                    |                       |                      |                 | 7.68  |
|  <b>Redis Enterprise</b>  |                    |                       |                      |                 | 7.68  |
|  <b>DataStax</b>          |                    |                       |                      |                 | 7.11  |
|  <b>Azure Redis Cache</b> |                    |                       |                      |                 | 6.58  |

(Key Value Databases Relationship Index continues on next page)

\* Products are ordered by Index score. Products are ordered alphabetically if two or more products have the same Index score.

# Key Value Databases Relationship Index (continued)

## Relationship Definition

Key value databases save data as associative arrays where a single value is associated together with a key used as a signifier for the value. No two keys necessarily need the same structure, so data is simply accumulated into a single, large table. Database administrators can quickly pull the data by identifying a specific key. A query language is not necessary when retrieving data, which provides convenience for users who are lacking query language knowledge. Key value databases can also be used for web caches. Key value databases are a type of NoSQL database and are the least structured of the schemaless data stores. Other types of NoSQL tools include [document database](#) tools, [graph database](#) tools, [object-orientated database](#) tools and more. Those who need a solution at no cost can look at [free database software](#).

To qualify for inclusion in the Key-Value Store category, a product must:

- ▶ Provide data storage
- ▶ Store data as a singular value associated with a key
- ▶ Allow users to retrieve the data

## Relationship Index Description

A product's Relationship score is calculated by a proprietary algorithm that factors in real-user satisfaction ratings for a number of relationship-related review questions. Software buyers can compare products in the Key Value Databases category according to their Relationship scores to streamline the buying process and quickly identify the products that provide the best relationship with software sellers based on the experiences of their peers. For sellers, media, investors, and analysts, the Index provides benchmarks for product comparison and market trend analysis.

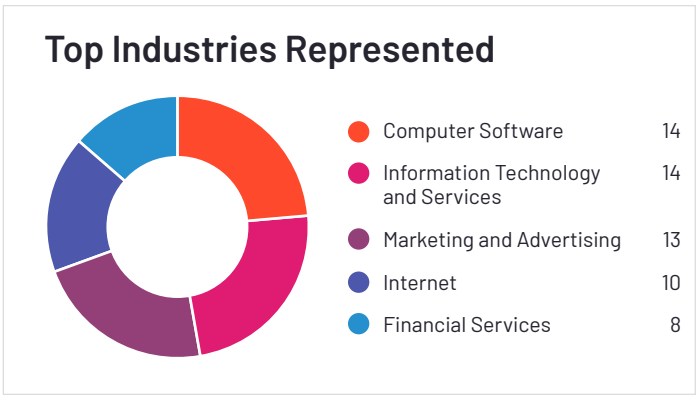
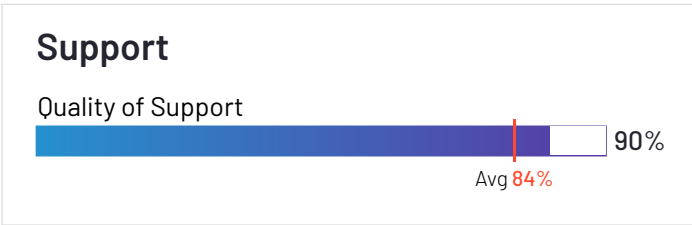
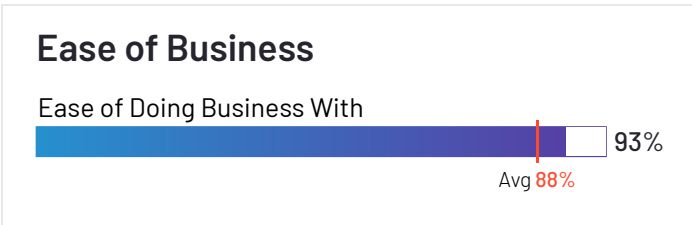
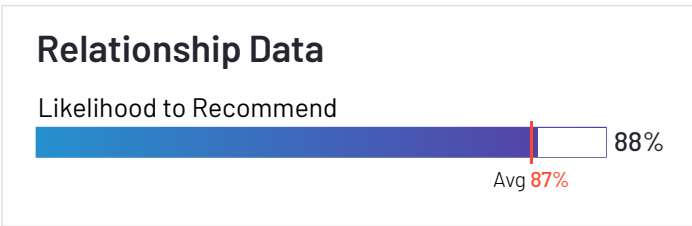
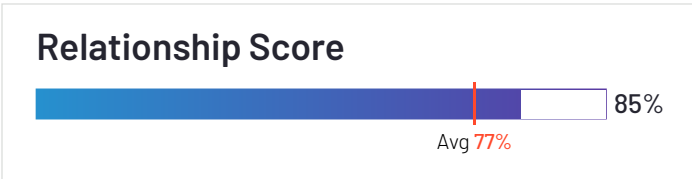
Badges are awarded to products for: Best Relationship (highest overall relationship score), Highest Quality of Support (highest overall quality of support score), and Easiest Doing Business With (highest ease of doing business with score).

Products included in the Relationship Index for Key Value Databases | Summer 2021 have received both a minimum of 10 reviews and 5 responses from real users for each of the relationship-related questions featured in our review form by June 01, 2021. These ratings may change as the products are further developed, the sellers grow, and as additional opinions are shared by users, and a new Relationship Index report will be issued for this category as significant data is collected.



# Aerospike

4.4 ★★★★★ (80)

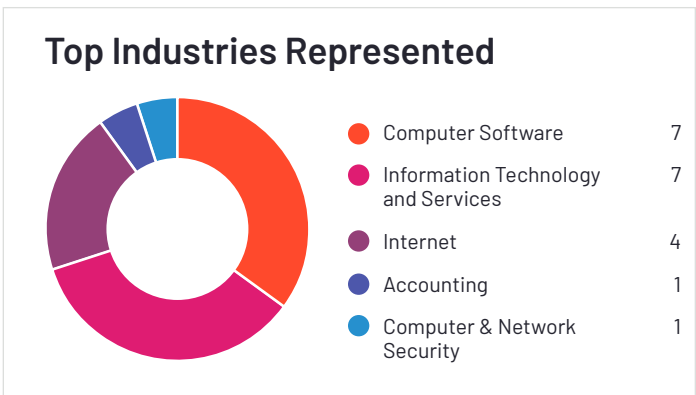
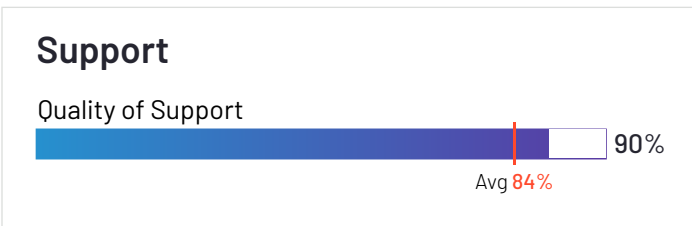
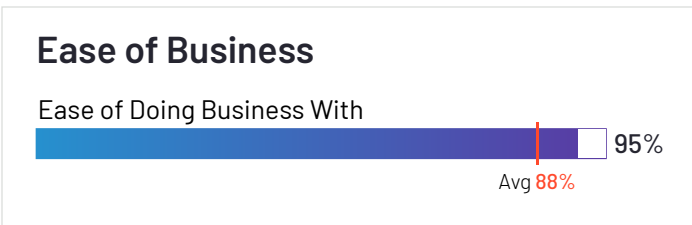
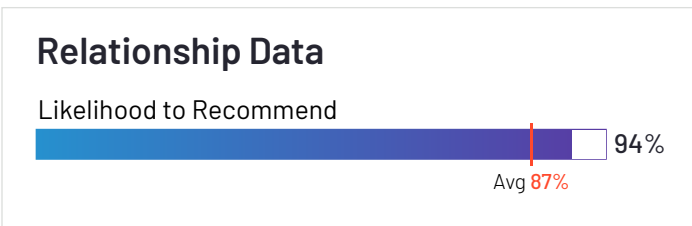
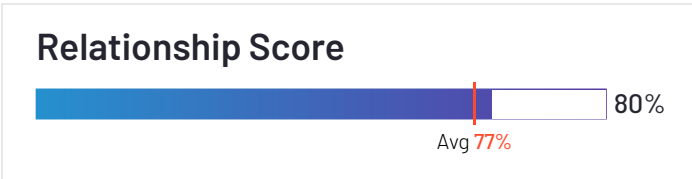


|                                       |   |                                     |   |  |
|---------------------------------------|---|-------------------------------------|---|--|
| <p><b>Ownership</b><br/>Aerospike</p> | <p><b>HQ Location</b><br/>Mountain View, CA</p> | <p><b>Year Founded</b><br/>2009</p> | <p><b>Employees (Listed On LinkedIn™)</b><br/>155</p> | <p><b>Company Website</b><br/><a href="http://www.aerospike.com">www.aerospike.com</a></p> |
|---------------------------------------|---|-------------------------------------|---|--|



# ArangoDB

4.7 ★★★★★ (56)



|                                      |   |                                     |  |  |
|--------------------------------------|---|-------------------------------------|--|--|
| <p><b>Ownership</b><br/>ArangoDB</p> | <p><b>HQ Location</b><br/>San Francisco, CA</p> | <p><b>Year Founded</b><br/>2014</p> | <p><b>Employees (Listed On LinkedIn™)</b><br/>53</p> | <p><b>Company Website</b><br/><a href="http://www.arangodb.com">www.arangodb.com</a></p> |
|--------------------------------------|---|-------------------------------------|--|--|



# Redis

4.5 ★★★★★ (106)

## Relationship Score



## Relationship Data



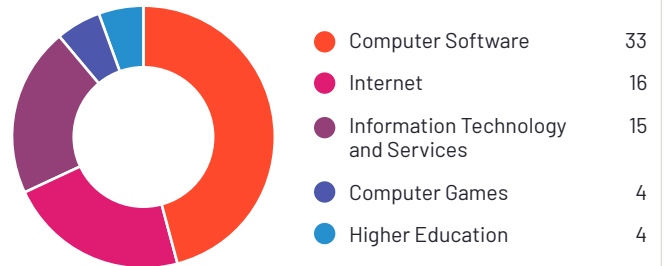
## Ease of Business



## Support



## Top Industries Represented



**Ownership**  
Redis Labs



**HQ Location**  
Mountain View, CA



**Year Founded**  
2011



**Employees (Listed On LinkedIn™)**  
509



**Company Website**  
[redislabs.com](https://redislabs.com)



# Amazon ElastiCache

4.6 ★★★★★ (43)

## Relationship Score



## Relationship Data



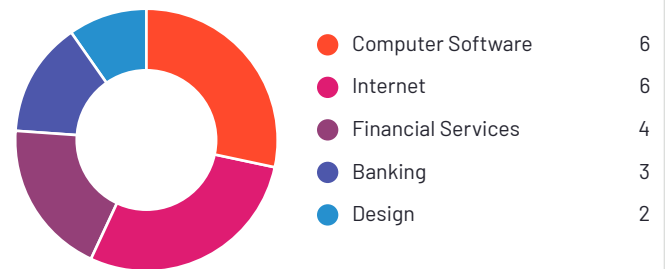
## Ease of Business



## Support



## Top Industries Represented



**Ownership**  
AWS



**HQ Location**  
Seattle, WA



**Year Founded**  
2006



**Total Revenue**  
\$177,866 (USD MM)



**Employees (Listed On LinkedIn™)**  
84316



**Company Website**  
[aws.amazon.com](https://aws.amazon.com)



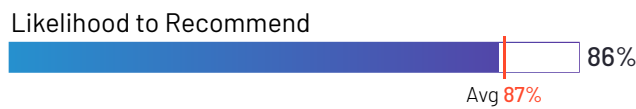
# Amazon DynamoDB

4.2 ★★★★★ (138)

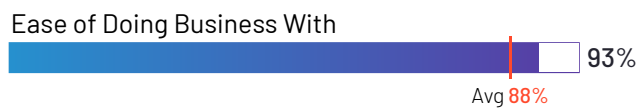
## Relationship Score



## Relationship Data



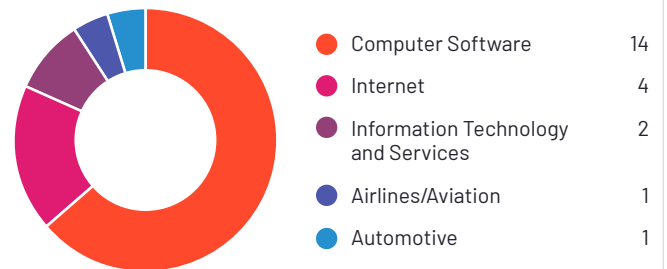
## Ease of Business



## Support



## Top Industries Represented



**Ownership**  
AWS



**HQ Location**  
Seattle, WA



**Year Founded**  
2006




**Total Revenue**  
\$177,866 (USD MM)



**Employees (Listed On LinkedIn™)**  
84316



**Company Website**  
[aws.amazon.com](https://aws.amazon.com)



# Couchbase Server

4.4 ★★★★★ (84)

## Relationship Score



## Relationship Data



## Ease of Business



## Support



## Top Industries Represented



**Ownership**  
Couchbase



**HQ Location**  
Mountain View, CA



**Year Founded**  
2009



**Employees (Listed On LinkedIn™)**  
642



**Company Website**  
[www.couchbase.com](http://www.couchbase.com)





# Hbase

4.2 ★★★★★☆ (107)

## Relationship Score



## Relationship Data



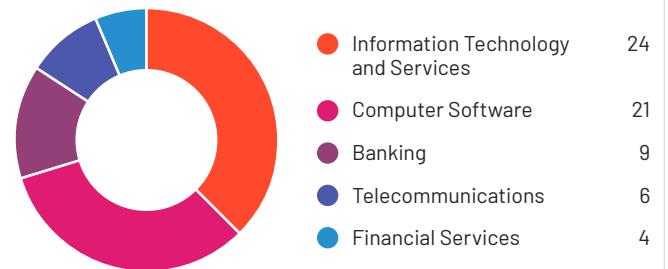
## Ease of Business



## Support



## Top Industries Represented



**Ownership**  
The Apache  
Software Foundation



**HQ Location**  
Wakefield, MA



**Year Founded**  
1999



**Employees (Listed On  
LinkedIn™)**  
1982



**Company Website**  
[www.apache.org](http://www.apache.org)



# Redis Enterprise

4.3 ★★★★★ (30)

## Relationship Score



## Relationship Data



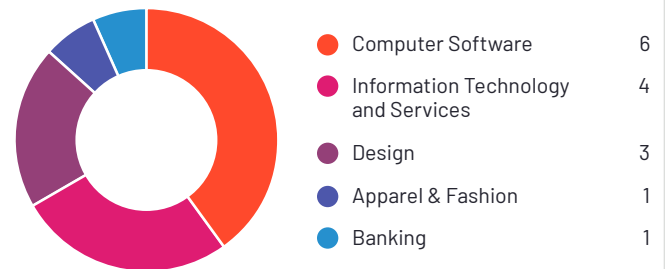
## Ease of Business



## Support



## Top Industries Represented



**Ownership**  
Redis Labs



**HQ Location**  
Mountain View, CA



**Year Founded**  
2011



**Employees (Listed On LinkedIn™)**  
509



**Company Website**  
[redislabs.com](https://redislabs.com)



# DataStax

4.2 ★★★★★ (13)

## Relationship Score



## Relationship Data




## Ease of Business



## Support



## Top Industries Represented



**Ownership**  
DataStax



**HQ Location**  
Santa Clara, CA




**Year Founded**  
2010



**Employees (Listed On LinkedIn™)**  
540



**Company Website**  
[www.datastax.com](http://www.datastax.com)



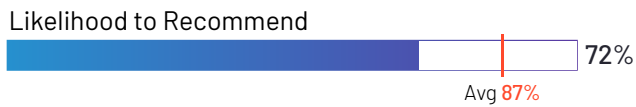
# Azure Redis Cache

3.6 ★★★★★ (21)

## Relationship Score



## Relationship Data



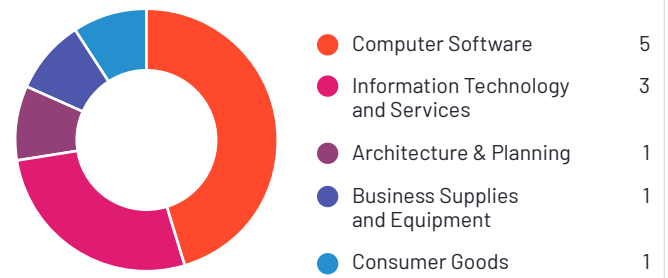
## Ease of Business



## Support



## Top Industries Represented



**Ownership**  
Microsoft



**HQ Location**  
Redmond, WA



**Year Founded**  
1975



**Total Revenue**  
\$143,015 (USD MM)



**Employees (Listed On LinkedIn™)**  
198513



**Company Website**  
[news.microsoft.com](https://news.microsoft.com)

# Relationship Index Methodology

## Relationship Index Inclusion Criteria

Products included in the Relationship Index for Key Value Databases | Summer 2021 have received a minimum of 10 reviews and 5 responses for each of the relationship-related questions featured in our survey by June 01, 2021. Inviting other users, such as colleagues and peers, to join G2 and share authentic product reviews will accelerate this process and encourage the inclusion of additional products.

## Relationship Scoring Methodology

G2 rates products and sellers based on reviews gathered from our user community, as well as data aggregated from online sources and social networks. We apply a unique, patent-pending algorithm to this data to calculate the product's Relationship score. The Relationship Index for Key Value Databases | Summer 2021 report is based off of scores calculated using the G2 relationship algorithm v1.0 from data collected through June 01, 2021. The Relationship score is affected by the following (in order of importance):

- ▶ Customers' reported ease of doing business with the seller based on reviews by G2 users
- ▶ Customers' satisfaction with the product's quality of support based on reviews by G2 users
- ▶ Customers' likelihood to recommend each product based on reviews by G2 users
- ▶ The number of reviews received on G2; buyers trust a product with more reviews, and a greater number of reviews indicates a more representative and accurate reflection of the customer experience.

## Categorization Methodology

Please visit G2's [categorization methodology](#) page to learn more about how products are categorized. For more in-depth information about how we refer to different types of software, please view our [list of standard definitions](#).

## Trust

Keeping our ratings unbiased is our top priority. We require the use of a LinkedIn account or verified business email address to validate a G2 user's identity and employer. We also validate users by partnering with sellers and organizations to securely authenticate users through select platforms. We do not allow users to review their current or former employers' products, or those of their employers' competitors. Additionally, all reviews are manually checked by our team after our algorithm filters out reviews that don't meet our submission requirements. All reviews must pass our moderation process before they are published.